

## Decoder Glasses Directions:

www.Rfour.org

### READ Mark 10:46-52

46 As Jesus, his disciples and a large crowd were leaving Jericho, Bartimaeus, son of Timaeus, a blind beggar, was sitting by the roadside. 47 When he heard that it was Jesus of Nazareth passing by him, he began to shout out and say, 'Jesus, Son of David, have mercy on me!' 48 Many people sternly ordered Bartimaeus to be quiet, but he cried out even more loudly, 'Son of David, have mercy on me!' 49 Jesus stood still and said, 'Call him here.' And the disciples called the blind man, saying to him, 'Take heart; get up, Jesus is calling you.' 50 So throwing off his cloak, he sprang up and came to Jesus. 51 Then Jesus said to Bartimaeus, 'What do you want me to do for you?' The blind man said to him, 'My teacher, let me see again.' 52 Jesus said to him, 'Go; your faith has made you well.' Immediately Bartimaeus regained his sight and followed Jesus on the way.

### ASK (answers in parentheses)

- So why did Bartimaeus cry out? (to get Jesus' attention)
- And what did the people tell Bartimaeus to do? (he was told to be quiet)
- And what did Bartimaeus then do? (cried out again, even more loudly)
- Now close your eyes and imagine that you are hurt. Now imagine yelling for help and no one actually cares that you are hurt, instead they just want you to be quiet...What would you do? (most likely, cry out louder)
- So when Bartimaeus gets louder, what happens? (Jesus says *Bring him here.*)
- What kind of help does Bartimaeus ask for once he's talking with Jesus (that he could see again)
- Does Jesus help Bartimaeus with his request for help? (Yes)


### TELL

- When we cry out to God for help, other people might tell us that we're foolish. Or they might tell us to be quiet.
- But as we see in the Bartimaeus story, asking God for help can heal us, but being quiet so that we don't bug other people does *not* save us.
- One of the ways Bartimaeus experiences healing is by being able to see.
- When we pay attention to God, when we keep asking God for help, then we will be able to see things differently than we did before.
- We're going to do a craft now that will help us remember how asking God for help will help us see things differently than we did before.

### EXPLAIN & DO Craft Activity

- We have a two-part craft today.
- The first thing we're going to do is make a pair of glasses for each of us.
- The second thing we'll do, then, is make a secret message that we can only see when we have our glasses on.
- So I'm now passing around drawings of some glasses that are on a thick piece of paper that is called cardstock.
- Once you get your cardstock glasses, take a pair of scissors and cut the frame of the glasses and the stems of the glasses out by cutting JUST the solid black lines. [do that]
- Once you've done that, you're going to cut out the place where the "lenses" will go in the frame of the glasses. There's a shaded area that says, "Cut out." Cut those two spots out.
- Now take a strip of red cellophane and cut it to the length of one lens.

- Now tape the red cellophane in place as a lens. Repeat for the other lens.  
(If you're using red cellophane tape – cut it to size, then place the tape on the inside of the glasses in the lens area, with the sticky side facing out and adhere the tape to the frame).
- Once your lenses are in place, take the “stems” of your glasses and tape them to the frame of your glasses.
- Your glasses and the first part of the craft is now complete.
- For the second craft, take a white sheet of paper and write one of these sentences on it with green highlighter in big and sort of messy but PRINTED letters: “**Jesus have mercy on me!**” or “**Your faith has made you well.**” Or “**Let your light shine!**”
- Now use two or three other colors that are not green (red and yellow are the best) and draw a maze around and even sometimes on top of the green letters so that you can't see the letters very well. (See the pictures for examples.)
- Now that you've made your pictures, go ahead and put your glasses on.
- You should be able to see your original message very clearly.



## TELL

- When your other people ask you what you made, tell them “I made a message.”
- Show them your “message” and ask them “What do you think it says?”
- When they can't tell you, then you tell them they need to ask for help.
- When they ask for help, give them the glasses and tell them to put them on to read the message. Then they'll be able to see the message.
- And that's how it works with us and God. When we ask God for help, God helps us to see in ways that we couldn't see before. This is what happens with Bartimaeus, and it'll happen with you and other people too.

## Suggested Variations for age groups

For the youngest kids, you might want to have a few cards written out already so that they can just draw on them.

Lesson Plan from [www.Rfour.org](http://www.Rfour.org)


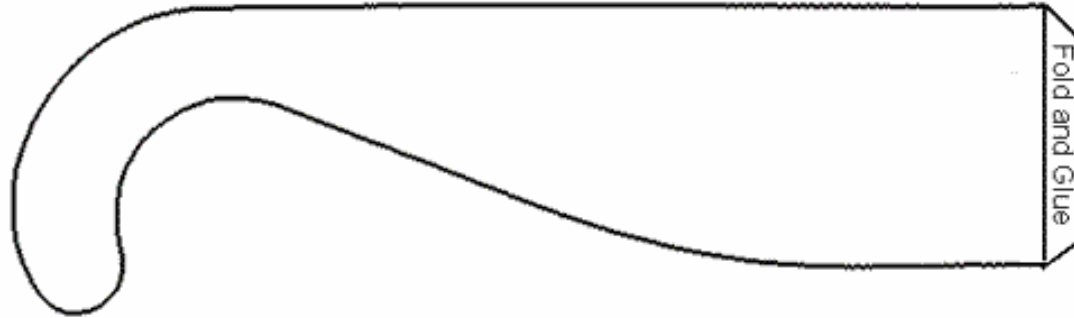
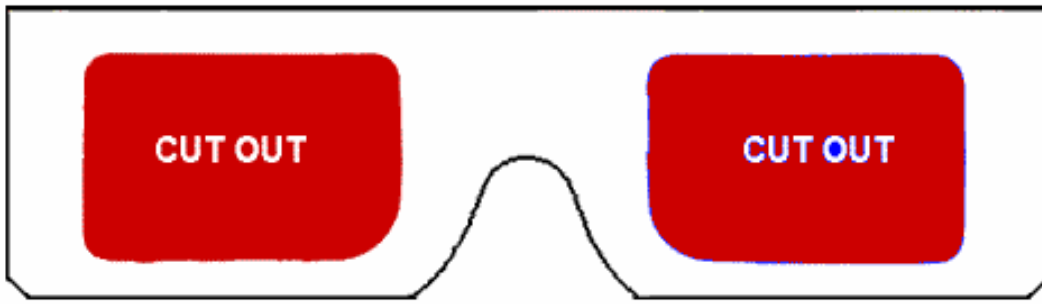
This material is the copyrighted material of R4 Ministries. Please use, improve upon and share this material.

Highlighter idea with cellophane came from NASA:

[http://www.nasa.gov/audience/foreducators/topnav/materials/listbytype/Hidden\\_Messages.html](http://www.nasa.gov/audience/foreducators/topnav/materials/listbytype/Hidden_Messages.html)

Glasses cut-out came from terraweb

<http://terraweb.wr.usgs.gov/kids/glasses.html>



- 1) Color your glasses with crayons, markers, or paint
- 2) Cut the pieces out around the outside black lines
- 3) Cut out the red eyepieces
- 4) Tape or glue colored cellophane to the back of the glasses to cover the eyeholes.

**Materials:**  
tape or glue  
scissors  
red cellophane

- 5) Fold the flaps on the earpieces and tape or glue to the glasses, like shown below.
- 6) When the glue's done drying, put on the glasses

